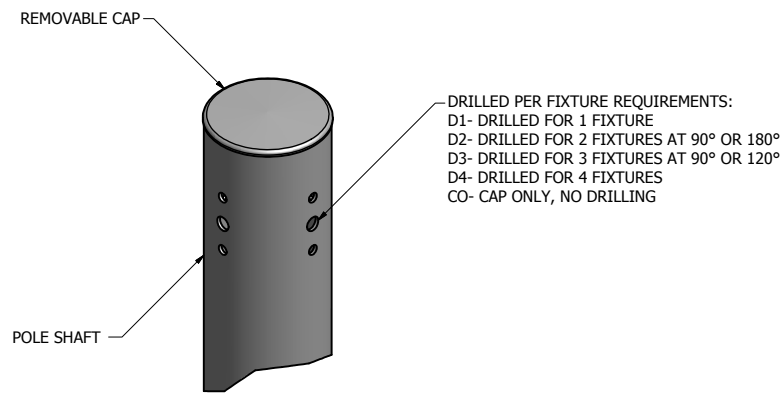
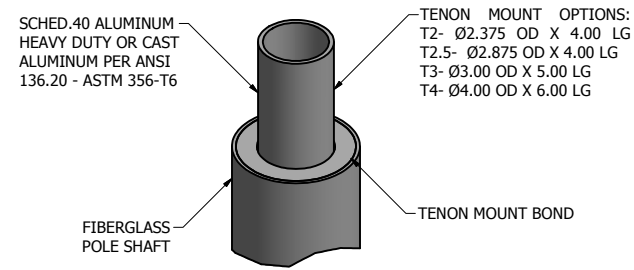


POLE SHAFT SPECIFICATIONS								
NO.								
1.	ROUND TAPERED POLE CONSTRUCTED OF THERMOSETTING RESIN REINFORCED WITH GLASS OR OTHER FIBERS OF SUCH QUANTITY AND ORIENTATION TO MEET OR EXCEED PERFORMANCE REQUIREMENT SET FORTH IN ANSI C136.20-2012. THE GLASS FILAMENT SHALL BE HELICALLY WOUND AT HIGH AND LOW ANGLES FOR IMPROVED BUCKLING, COMPRESSIVE AND BENDING STRENGTH. THE HAND HOLE AREA AND HARDWARE ATTACHMENT AREAS SHALL BE REINFORCED.							
2.	POLES SHALL HAVE A HIGHLY WEATHER-RESISTANT, STANDARD-COLOR COATING IN COMPLIANCE WITH ANSI C136.20-2012.							
POLE DIMENSIONS								
POLE HGT. (FT.)	TIP DIA. (IN.)	GROUNDLINE DIA. (IN.)				MTG. HGT. (FT.)		
22'	4.60	7.10				18'		
ALLOWABLE WIND LOADING (SQ. FT.)								
WIND*	INDICATED EPA	90 MPH	100 MPH	110 MPH	120 MPH	130 MPH	140 MPH	150 MPH
EPA	-	18.0	14.3	11.7	9.7	8.1	6.9	5.9

* WITH A 1.3 GUST FACTOR

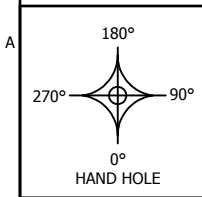


DRILL MOUNT OPTIONS




TENON MOUNT OPTIONS

POLE DETAIL



DRAWN: K. GUFFEY	8/12/2021
CHECKED:	
REVISION:	DATE:
APPROVED:	
QUOTE:	
S.O.#	
REF:	SCALE: NONE



SOME GEOGRAPHICAL AREAS HAVE SPECIAL WIND CONDITIONS THAT CAN CREATE WIND INDUCED VIBRATIONS CAUSING A FATIGUE PROBLEM. NO METHOD HAS YET BEEN FOUND FOR PREDICTING DESTRUCTIVE LIGHTING POLE VIBRATION. THESE CONDITIONS ARE UNIQUE AND CANNOT BE GUARANTEED AGAINST, AND ARE THE RESPONSIBILITY OF A LOCAL SITE ENGINEER.		
TITLE:		
CATALOG:		
DWG NO: 415-2-EMB-22	SIZE: C	SHEET 1 OF 1